

UIC SSO and Portal

UIC统一身份认证及统一内网门户



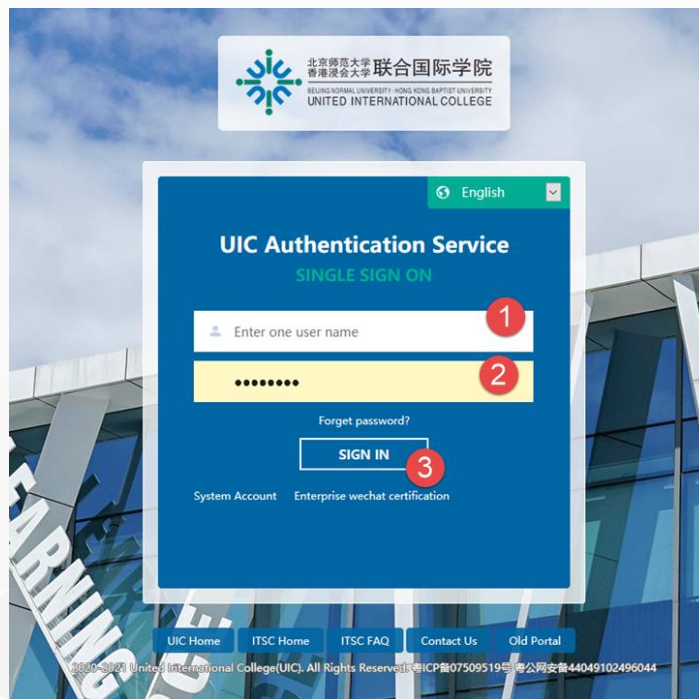
SSO 让我们登录一次即可访问所有已集成的系统

Single sign on :log in once to access all integrated application systems

电脑访问 Computer access

推荐使用Chrome, Firefox, 访问域名: <https://portal.uic.edu.cn>

Please use browser (Chrome, Firefox recommended) to access the <https://portal.uic.edu.cn>



(1) 输入UIC电子账号, eg. q012345678

Enter the UIC account

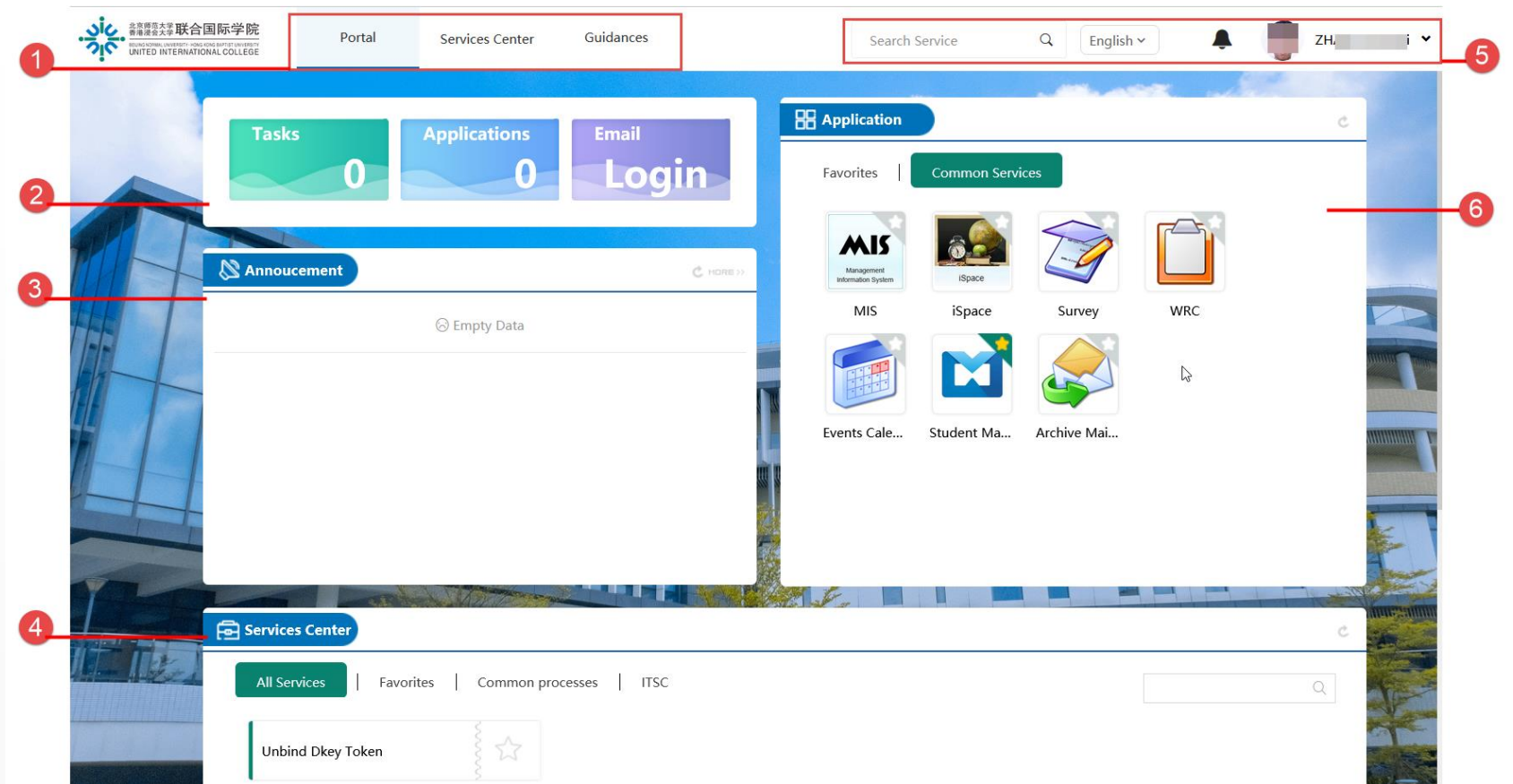
(2) 输入密码

Enter password

(3) 点击登录

Click Sign in

页面布局 Page layout



(1) 导航
Navigation

(2) 快速入口
Quick entry

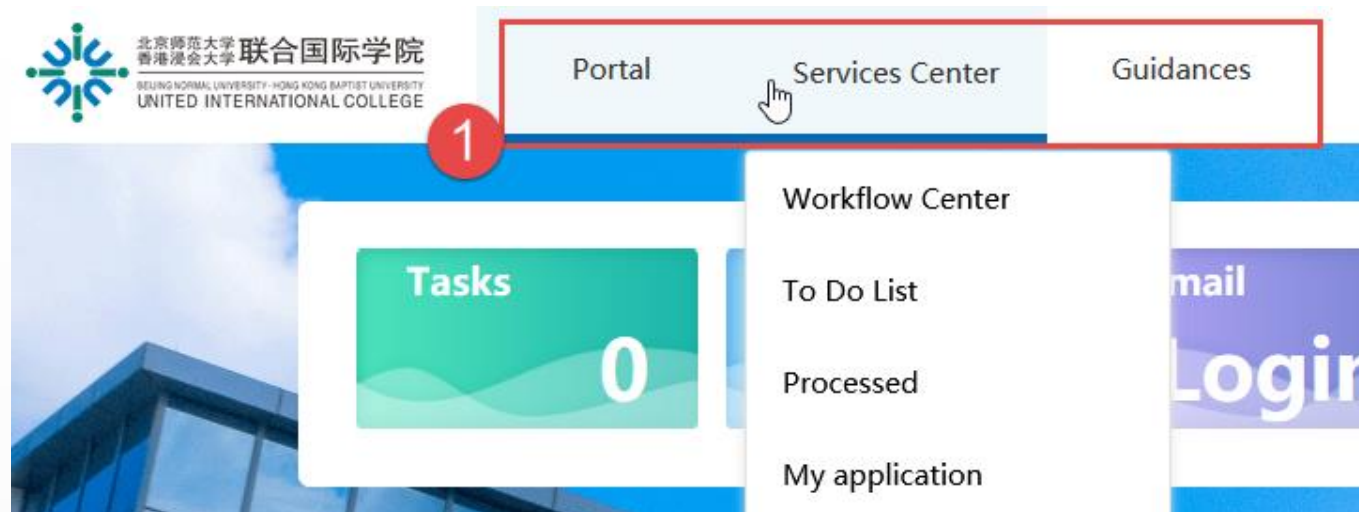
(3) 公告
Announcement

(4) 服务中心
Services Center

(5) 工具栏
Toolbar

(6) 应用区
Application Area

导航功能区 Navigation ribbon



服务中心 Service Center

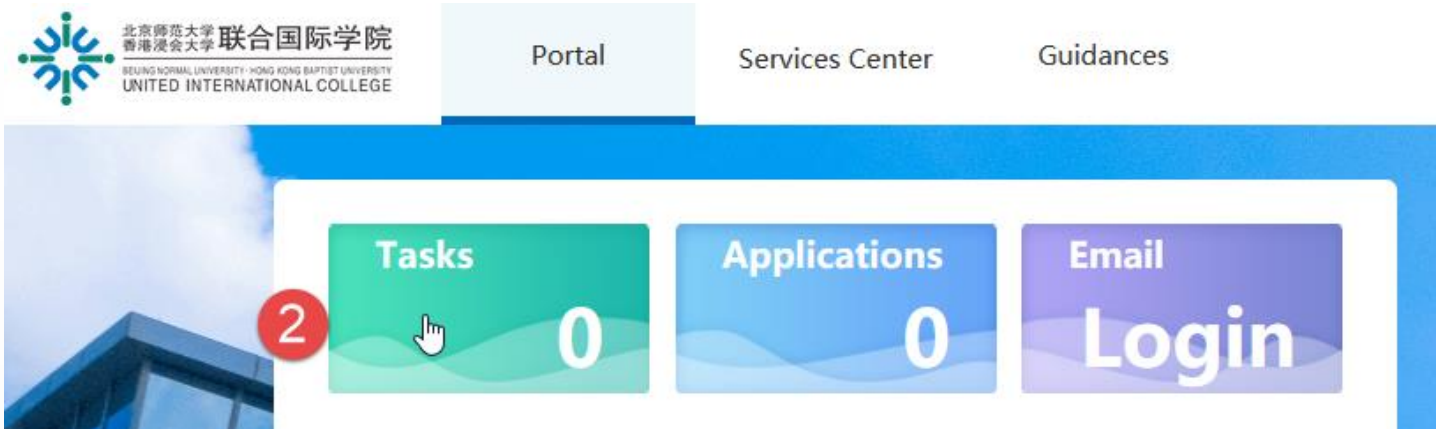
各部门服务的申请和审批
Application and approval of service for various departments

办事指南 Guidance

某些部门的办事指南
Guidelines for certain departments

Note: Authorized users will also see other functions

快速入口 Quick Entry



待办事宜
Tasks

进入系统“待办”页面
Enter the "To Do List" page of the system

我的申请
Applications

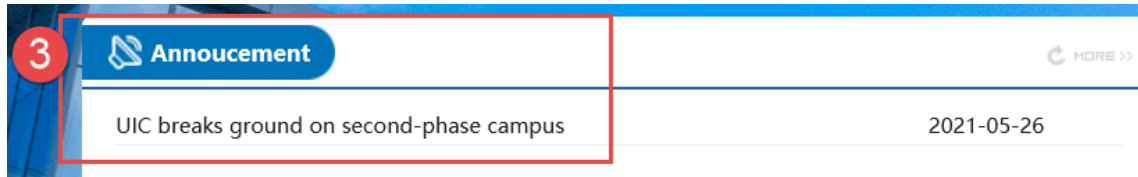
进入系统“我的申请”页面
Enter the "My Request" page of the system

我的邮件
Email

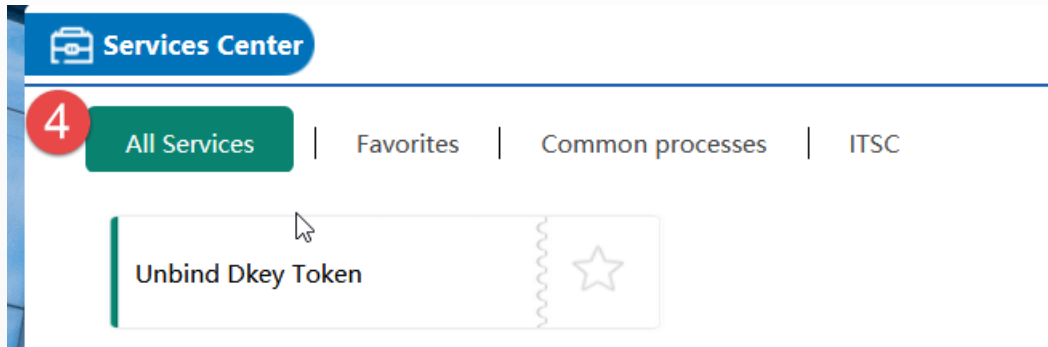
显示未查看的电邮数量
Show the number of unviewed emails
点击进入邮箱系统
Click to enter the email system

公告：内容由被授权的部门发布

Announcement: the content is released by authorized departments



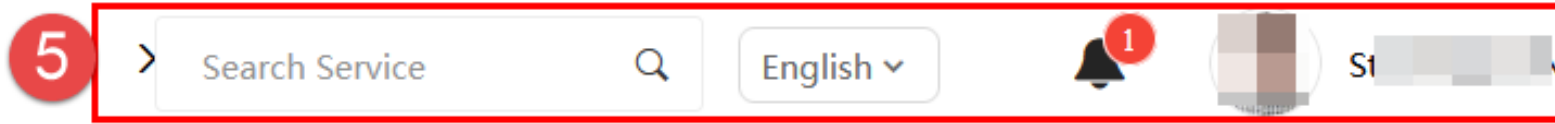
服务中心 Services Center



可申请的服务（被授权看到不相同的服务表单）

The services that can be applied for in the system (different students are authorized to see different service)

工具栏 Toolbar



工具栏:

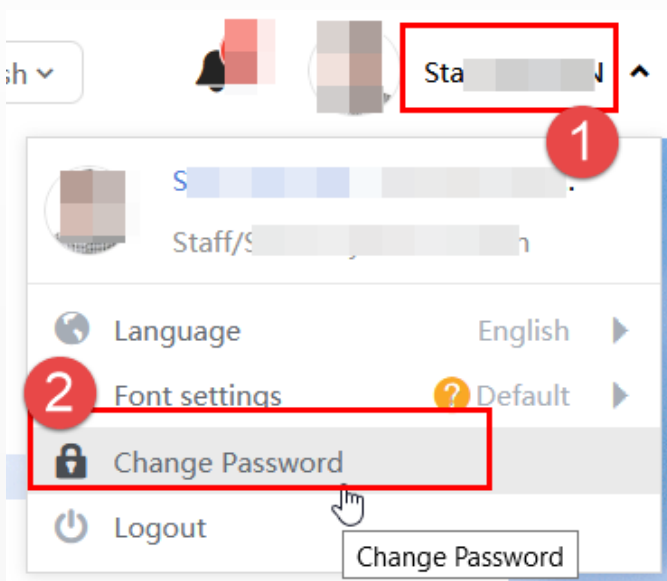
- 搜索流程（电子表单）
- 切换系统语言（默认英语）
- 查看系统消息
- 查看个人登录账号

Toolbar:

- Search for processes (electronic forms)
- Switch the system language (default English)
- View system messages
- View personal login account

修改密码 Modify login Password

- 在工具栏，点击查看个人登录账号
- 选择修改密码
- In the toolbar, click to view personal login account
- Choose to change password



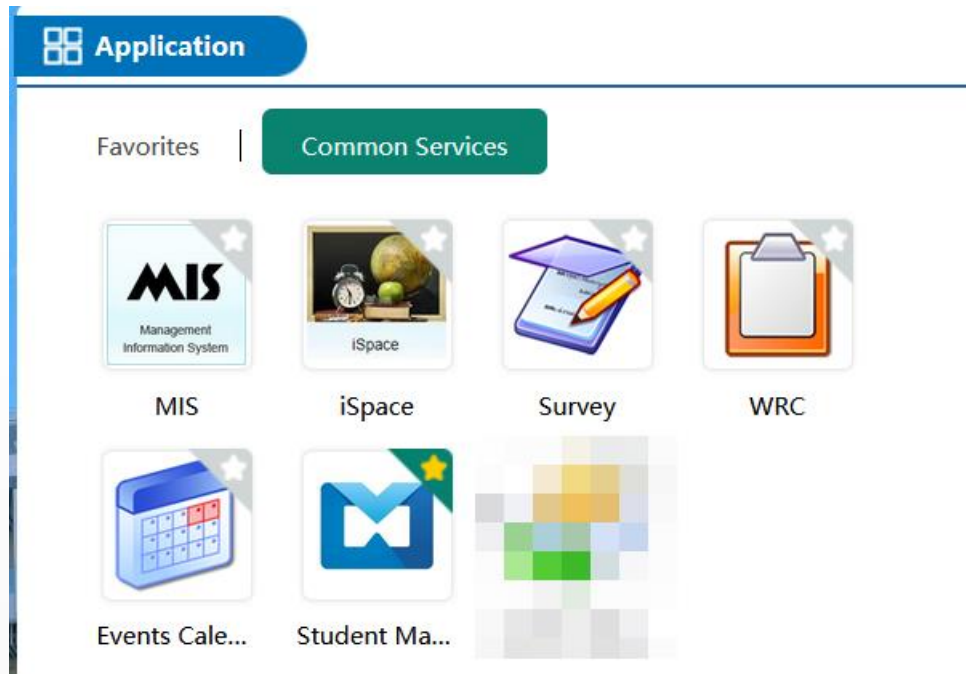
Original passw... Please enter the original password

New password: Please enter a new password

Confirm new p... Please enter the new password again

Confirm password change

应用区 Application Area



根据系统配置，可以点击图标进入各系统

According to the system configuration, can click the application icon to quickly enter various systems



MIS

学校目前在用的信息系统，主要内容用来处理学校教务相关的工作

The information system currently in use, the main content is used to deal with the educational affairs-related work



iSpace

学校elearning平台，可以实现上传课件，布置在线作业等多种在线教学方式

elearning platform can realize a variety of online teaching methods such as uploading courseware and arranging online homework.



Events Cal...

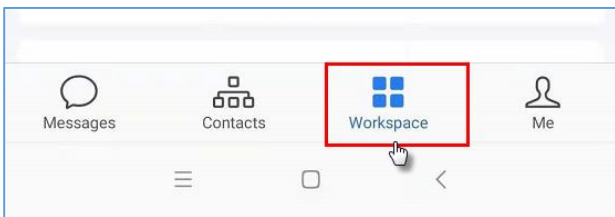
学校活动日历，可以查看学校的各种活动信息

Event calendar, you can view various event information of UIC

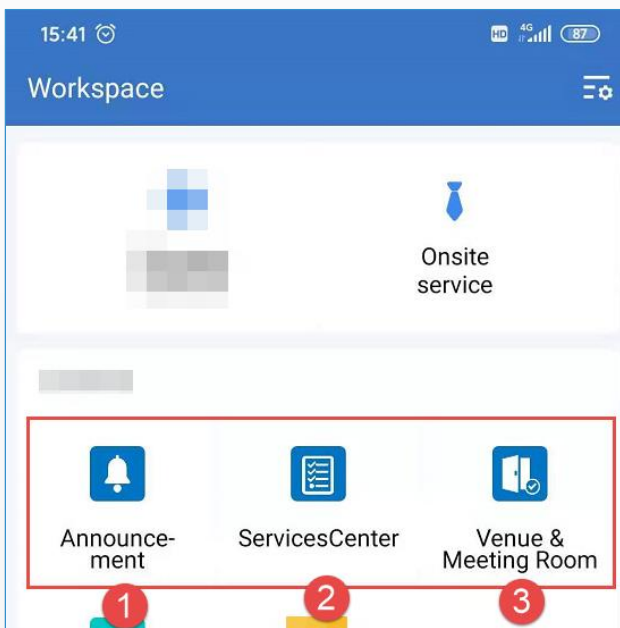
企业微信访问 WeCom Access

手机等移动设备请通过企业微信APP登录，点击进入工作台

For mobile devices such as mobile phones, please login Wecom and select the Workspace



在工作台里 In Workspace



1. 查看公告

View Announcement

2. 进入服务中心（电子表单系统）

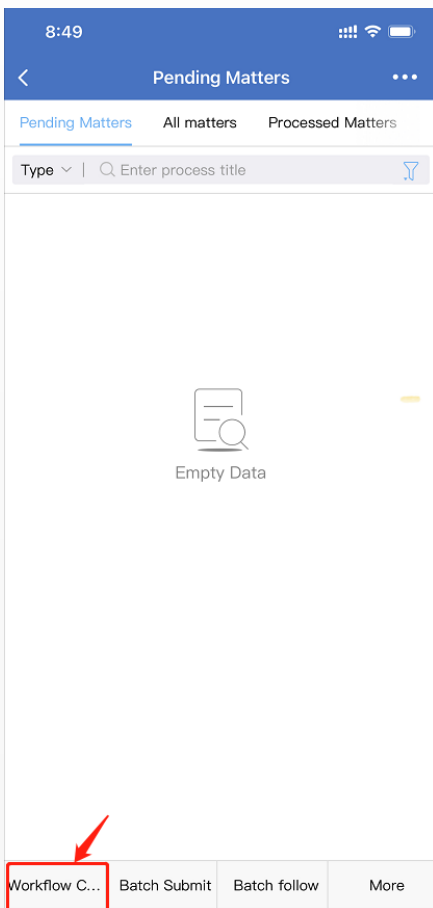
Enter the Services Center (electronic form system)

3. 会议室预订（预订被授权的场地）

Apply to reserve an authorized venue

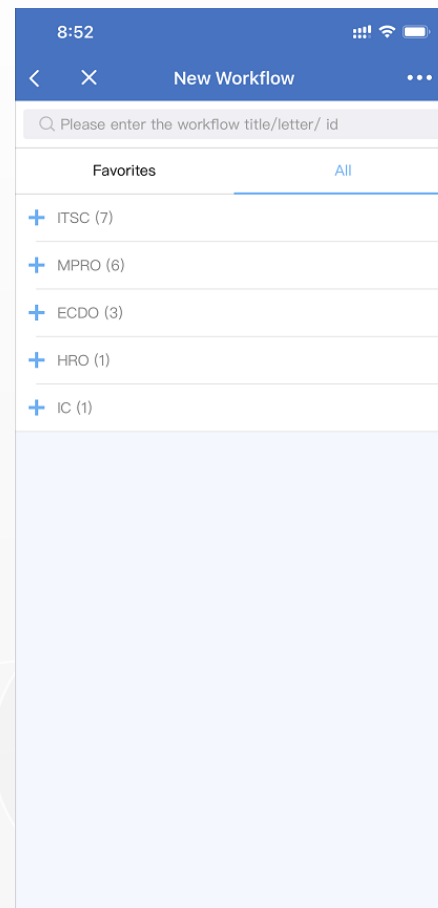
企业微信访问 WeCom Access

进入Service Center看到等候处理的流程，
点击 Workflow Center可以进入流程中心
Enter Service Center to see the process waiting
to be processed, click the Workflow Center to
enter the process center:



在流程中心可看到各个部门的流程，选择流
程进行申请

In Workflow Center, you can see the
processes of each department, select
the process to apply



企业微信访问 WeCom Access

当你的流程有新的进展，或者有需要你处理的流程，Wecom Messages里面有提示，你也会收到提醒邮件

When your process has new progress, or there is a process that needs you to deal with, there are message reminders in Wecom Messages, and you will also receive reminder emails

